

Wild animals do not live with people. They live on the plains, in trees, in deserts, and in the sea.

CEFR Level A1  
 YLE Movers  
 Text type: nonfiction  
 Word count: 269  
 Lexile measure: 400L

## Lesson objectives

### Vocabulary focus

Animals: *calf, cheetah, cub, dolphin, elephant, fennec fox, gibbon, parrot, polar bear, scorpion, shark*

Places: *Arctic, desert, jungle, plain, sea*

Adjectives: *big, cold, hot, small, wild*

General: *children, family, groups*

### Grammar focus

Adjectives

### Reading skills

Identifying details

### Cross-curricular connections

Art (poster about an animal)

Geography (places)

Music (song)

Science (animals)

### Resources

Reader

Activity Book

Flashcard download 1–12

Audio download (UK/US) tracks 1, 3, 4

### Timing: 40–60 minutes

This is to be used as a general guide and will depend on group size, the pace of learning, and the children's language ability.

We would suggest 10 minutes for **Before reading**, 20 minutes for **During reading** and 10 minutes for **After reading**. Additional time can be used for further activities.

## Lesson plan

### Before reading

Show the children the front cover of the Reader and ask: *What can you see?* If the children do not know what animals they are, say: *These animals are gibbons.*

Then ask: *Do these animals live with people?* Establish that they don't, and say:


*No, these animals live in the jungle. They are wild animals.*

Do the same with the parrots on the back cover, then introduce the title of the Reader. Ask:

*What other wild animals do you know?*

*Where do they live?*

Ask the children to look at Reader page 5, and see which words they know already. Then ask them to look at Reader pages 6–7. Introduce the vocabulary to the children.




**During reading**

Ask the children to look at Reader pages 8–9. Read out the text or play the first part of the recording (Audio track 1), and ask the children to follow in their book. Ask what wild animals they can see.

Continue to read out the text or play the recording. After every few pages, stop to check the children’s understanding and identify details about the animals. For example:


*Where do elephants live? What is the name for a baby elephant?*



Read out the text or play the recording of the text again. Stop after every few pages, and ask questions that encourage the children to focus on the adjectives. For example:

*Are elephants big or small animals? What color are the parrots in the big group? Is the jungle hot or cold? Is the fennec fox big or small?*

Explain that the words you are using to describe the animals are called adjectives. Ask the children to find other examples of these in the text.



**After reading**

Display Flashcards 1–12 and play a game to check the children’s memory and understanding. Describe an animal or a place from the Reader, using language from the book. Tell the children that the answer is on one of the Flashcards. For example:

*This is a big animal that lives on the plains.  
This animal is small and it lives in the desert.  
Elephants/Parrots live in this place.*

You can ask some of the children to describe one of the Flashcards for the other children to guess.

The children can do the following activities to focus on identifying details about the animals:

- Reader activities: 1, 2, 3, 5, 6, 7, 8, 9, 11, 14, 17, 19
- Activity Book activities: 1, 2, 3, 8, 9, 11 (Audio track 3)

To practice listening for details, divide the children into small groups and give each group one of the Flashcards. Tell them that you are going to play a song about the wild animals. Ask them to listen and hold up their Flashcard when they hear the word that is written on it.

Play the song (Audio track 4) on Activity Book page 16. Repeat the activity, swapping the Flashcards. Play the song a few more times and encourage the children to sing along.

**Differentiation**

**Extra support**

Display Flashcards 69–80, so that the children can refer to the names of the animals and places when doing the Reader and Activity Book activities.

**Extension**

Fast-finisners can make a poster about their favorite wild animal. They can draw or find pictures. Then they can write about them, using sentences similar to the ones seen in the Reader.